

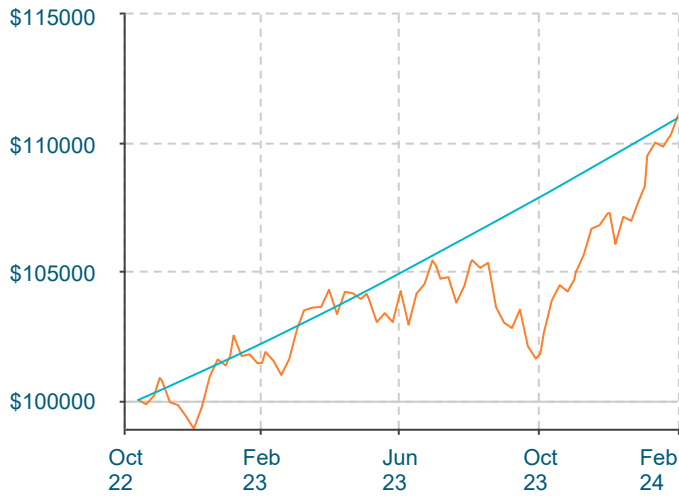
Atrium Evolution Series – Diversified Fund

AEF 9 Class P Units



29 February 2024

Growth of \$100,000 since inception



● Fund ● Objective

Performance

	Fund	Objective
Since inception (% p.a.)	8.41%	8.34%
3 years (%p.a.)		
1 year	9.50%	
6 months	5.40%	
3 months	6.09%	
1 month	2.53%	

Objective refers to the Return objective as stated in the Key Facts table.

Source: Atrium Investment Management. Performance shown as at the date of this report. Inception date is 11 November 2022. Past performance is not a reliable indicator of future performance. Future performance and return of capital is not guaranteed. Performance is after fees and costs and assumes re-investment of all distributions.



A rating is only one factor to be taken into account when deciding whether to invest.

Investment objective

To maximise returns while ensuring portfolio risk, or volatility, does not exceed 9% over a rolling three (3) year time period.

Investment strategy

The Fund has a Risk Targeted, multi asset investment strategy.

Atrium uses a dynamic, unconstrained approach to asset allocation providing flexibility to take full advantage of opportunities in the market and to mitigate downside risk. The Fund may be invested in a broad universe of assets across multiple asset classes.

Atrium may also use derivatives to gain exposure to assets or asset classes more efficiently, for currency management, and to mitigate downside risk.

Key facts

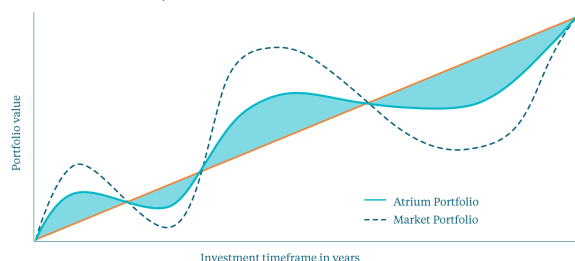
Inception date	11 November 2022
Product code	PIM5301AU
Investment strategy	Diversified - Risk Targeted
Volatility limit (p.a.)	9.00%
Return objective	RBA Cash + 4.5%
Investment horizon	5-7 years
Pricing	Weekly

How your Portfolios are managed

The Portfolios incorporate world-class managers across a broad mix of growth, diversifying and preserving assets, managed by professional investment managers. Our portfolio construction philosophy is risk driven, and our active approach seeks to enhance both risk management and return maximisation in your portfolios. We also incorporate the same dynamic asset allocation approach that has been at the forefront of Atrium's portfolios since 2009. This means that compared to a strategic asset allocation (SAA) approach, that can keep asset allocation within more rigid ranges, the portfolio managers can respond quickly to market movements and take advantage of relative pricing opportunities across markets.

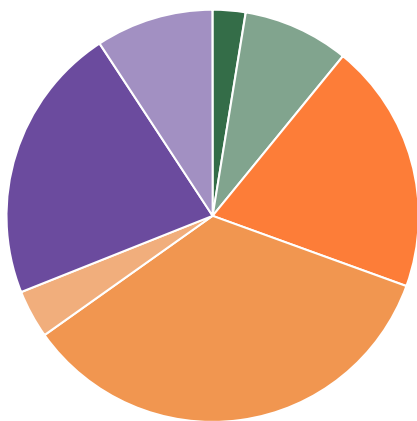
Importantly, these Portfolios are delivered with all the benefits of a fully featured managed account structure and access to institutional strategies and benefits not readily available to the retail market.

Illustrative Portfolio Volatility



Source: Atrium, the chart on the right is for illustrative purposes only. This graph is not a guarantee of future performance and undue reliance should not be placed upon it.

Asset allocation



● Rates & credit	2.58%
● Cash	8.32%
● Australian equities	19.63%
● International equities	34.65%
● Listed infrastructure	3.78%
● Liquid alternatives	21.80%
● Private markets	9.23%

Source: Atrium Investment Management. Asset allocations may change at any time. May not include all open futures or derivatives positions. Cash may include allocations to shorter term rates and credit investments that may at times be subject to capital volatility.

Atrium aims to achieve its investment objectives by investing across a range of asset classes on a global basis that provide exposure to different risk factors.

Each asset is included in the Portfolio for its ability to contribute to returns on a stand alone basis.

The investment universe comprises of 3 broad categories - Preservers, Growth Drivers and Diversifiers.

Preservers

Assets that protect the portfolio during periods of heightened equity market volatility and preserve capital, such as cash, government bonds and high quality investment grade bonds.

Growth Drivers

Assets that are expected to deliver higher rates of return over time with higher levels of associated volatility (risk). This predominantly comprises equities but also includes other assets that are highly correlated to equities such as listed property and infrastructure.

Diversifiers

Assets that generate additional real returns, with performance that is typically uncorrelated to the growth drivers and preservers within the portfolio. Importantly, they are a source of portfolio diversification away from equity market and interest rate risks, such as liquid alternatives and private markets.

Top holdings

Holding	Weight	Asset Class
ANTIPODES GLOBAL FUND LONG UCITS CLASS S	8.82%	Equities
CASH POSITION	8.32%	Cash
FAIRLIGHT GLOBAL SMALL AND MID CAP (SMID) FUND - FOUNDATION CLASS	6.38%	Equities
NORTHCAPE CAPITAL GLOBAL EQUITIES FUND	5.73%	Equities
ATRIUM GLOBAL EQUITIES MANDATE NO.1 (MANAGED BY MAGELLAN)	5.45%	Equities
HYPERION GLOBAL GROWTH COMPANIES FUND CLASS C	5.45%	Equities
SGH ICE PROFESSIONAL INVESTOR FUND	5.16%	Equities
CROWN DIVERSIFIED MACRO SEGREGATED PORTFOLIO SERIES	4.45%	Liquid alternatives
CROWN ATRIUM SEGREGATED PORTFOLIO SERIES 1 USD	4.30%	Liquid alternatives
MAN ALTERNATIVE RISK PREMIA - CLASS A SHARES (AUD)	3.91%	Liquid alternatives

Source: Atrium Investment Management. Asset allocations may change at any time. May not include all open futures or derivatives positions. Cash may include allocations to shorter term rates and credit investments that may at times be subject to capital volatility.

Market update

The month of February saw further strength in equity markets, being driven again by a very small number of extremely large US technology stocks. Bond yields rose as markets assumed the Federal Reserve may be slower to cut rates, following higher than expected inflation data.

The US equity market gained 5.3% for the month, driven by

- Further buying in technology-linked stocks, notably Nvidia as it posted very strong revenue growth for the fourth quarter.
- Easing financial conditions, as the cash rate seems to have peaked.

The Australian market generated +0.8%, driven by

- Mixed results in the earnings reporting period, and notably
- BHP declined after it wrote off its Western Australian nickel operations.

10-year bond yields rose as the market pushed out cuts in interest rates, following a higher-than-expected inflation print in the US, and rhetoric from central bankers making clear nothing can be expected before June at the earliest. Australian 10-year bond yields rose to a lesser extent.

The Australian dollar fell, as the US dollar rose, reflecting the higher interest rate expectations. Weighing on the Australian dollar were a weak iron ore price in February, along with the sustained decline in nickel and lithium prices.

Performance

The strong start to the new year in markets continued into February with global equities continuing to drive portfolio performance. In a month where investor sentiment was buoyed by the prospect of lower interest rates, global equity markets continued to test their records.

Pleasingly, the portfolio had a range of strong contributors to performance with liquid alternatives also driving performance over the month. Systematic macro strategies were higher on the back of both equity and commodity positioning, and we also saw positive contribution from currency manager P/E Global FX Alpha on the back of their US dollar positions.

Hyperion was the standout in the global equities sector as the “magnificent 7” mega cap US stocks (Apple, Microsoft, Google parent Alphabet, Amazon.com, Nvidia, Meta Platforms and Tesla) continue their onward march outperforming the broader market by over 5%. The fund has now delivered over 50% returns over the past 12 months. The Fairlight Global Small and Mid-Cap Fund was a laggard, as smaller stocks underperformed their larger counterparts. Our defensive listed infrastructure allocation also lagged in a strong market for risk assets.

Within domestic equities, the Atrium Equity Opportunities Fund, had a pleasing reporting season with solid performances from retailer Lovisa and recent addition WiseTech Global, while BHP was the largest detractor over February. The fund’s underperformance over the prior year has been analysed with negative factors coming from stock-specific decisions as well as the fund’s quality bias not being rewarded. Prior underperformance periods have been relatively short lived and we remain confident that the strategy is well positioned in high quality companies.

Portfolio changes

The risk of a “hard landing” recession in the US has reduced, and we have allowed our global equity exposures to drift higher. We continue to pivot the portfolio towards the segments of the equity market that exhibit better value – namely emerging markets and global small and midcap stocks. We continue to complete due diligence on a number of promising strategies in domestic small caps and liquid alternatives.

Outlook

Our positioning continues to reflect a cautious approach to asset allocation. In our view, inflation is likely to remain elevated above central bank targets which will place continued pressure on interest rates. Global markets have recovered strongly in anticipation of lower interest rates which has meant that many assets have, based on our analysis, moved into overvalued levels. This has led to some levels of complacency with the market consensus firmly in the “soft or no landing” camp, despite an apparent reacceleration in the US economy which could push out the timing of anticipated rate cuts and increase the chances of a further inflation spike – hence our caution on increasing equity exposure further.

In our view, with the market so strongly positioned for a buoyant economic environment, risk is often an afterthought. We see it as our role to position the portfolio to benefit from this environment, but also adjust for the factors that can drive market volatility. This should deliver the smoother return profile that is at the heart of our approach.

For more information

If you have any questions, please contact your Financial Adviser or www.atriuminvest.com.au

Important Information:

The information in this document (Information) has been prepared and issued by Atrium Investment Management Pty Ltd (ABN 17 137 088 745, AFSL 338 634) (Atrium). The Trust Company (RE Services) Limited (ABN 45 003 278 831, AFSL 235 150) is the Responsible Entity of the Atrium Evolution Series – Diversified Fund (ARSN 151 191 776) (Fund). The Information is of a general nature only and does not take into account the objectives, financial situation or needs of any person. Before acting on the Information, investors should consider its appropriateness having regard to their own objectives, financial situation and needs and obtain professional advice. No liability is accepted for any loss or damage as a result of any reliance on the Information. Investors should consider the Fund’s Product Disclosure Statement (PDS) and Target Market Determination (TMD) (available from www.atriuminvest.com.au) before making any investment decision. Past performance is not a reliable indicator of future performance. Future performance and return of capital is not guaranteed. The Atrium Global Equities Mandate No. 1 is a separately managed portfolio managed by Magellan Asset Management Limited in a manner consistent with the Magellan Global Fund. The Global Listed Infrastructure Mandate No.1 is a separately managed portfolio managed by Magellan Asset Management Limited in a manner consistent with the Magellan Infrastructure Fund.

The rating issued 04/2023 Atrium Evolution Series – Diversified Fund AEF 5, 04/2023 Atrium Evolution Series – Diversified Fund AEF 7, 04/2023 Atrium Evolution Series – Diversified Fund AEF 7 P Units, 04/2023 Atrium Evolution Series – Diversified Fund AEF 9, 04/2023 Atrium Evolution Series – Diversified Fund AEF 9 P Units are published by Lonsec Research Pty Ltd ABN 11 151 658 561 AFSL 421 445 (Lonsec). Ratings are general advice only, and have been prepared without taking account of your objectives, financial situation or needs. Consider your personal circumstances, read the product disclosure statement and seek independent financial advice before investing. The rating is not a recommendation to purchase, sell or hold any product. Past performance information is not indicative of future performance. Ratings are subject to change without notice and Lonsec assumes no obligation to update. Lonsec uses objective criteria and receives a fee from the Fund Manager. Visit www.lonsec.com.au for ratings information and to access the full report. © 2023 Lonsec. All rights reserved.